

# DEMIGOD™

## BATTLE MANUAL

REGARDING “THE EVENTS” .....	4
THE BASICS .....	4
GETTING STARTED .....	5
INSTALLATION & UPDATING.....	5
GAME CONTROLS.....	6
CONTROL HIGHLIGHTS.....	6
GAME TYPES.....	7
THE ARENA .....	7
THE CITADEL .....	7
THE ITEM SHOP .....	8
THE HEALTH CRYSTAL .....	8
FLAGS .....	8
ARTIFACT SHOPS .....	9
FORTRESSES .....	9
TOWERS .....	9
PORTALS .....	10
YOUR DEMIGOD .....	10
ASSASSINS & GENERALS .....	10
ATTRIBUTES OF A DEMIGOD .....	11
DEMIGOD SKILL TREES .....	11
DEMIGOD ROLL CALL .....	11
FAVOR POINTS .....	12
PART III: PLAYING THE GAME .....	13
SINGLE-PLAYER.....	13
SKIRMISH.....	14
TOURNAMENT.....	14
MULTIPLAYER .....	15
CUSTOM GAME .....	15
SKIRMISH .....	15
PANTHEON .....	15
LAN GAMES .....	15

WALKTHROUGH .....	16
QUICK EXPLANATION - HOW TO PLAY DEMIGOD .....	16
TROUBLESHOOTING .....	17
VIDEO CARD RELATED ISSUES .....	17
CONNECTIVITY .....	19
CONTACTING STARDOCK .....	20
CREDITS .....	21
GAS POWERED GAMES .....	21
PARTNERS .....	26
STARDOCK .....	26
TECHNICAL SUPPORT .....	29
LICENCE .....	30

# REGARDING “THE EVENTS”

Near the end of the 87th migration, when the minions of Hel-Gorgath were in rebellion and the balance between light and dark was under threat, the Ancients convened a Gathering. The Gathering found that one of their own, the so-called God of the Progenitor, had intervened by sharing Names and Ways with his underlings and allies on the other side of the Veil.

In punishment, the Ancients cast down The Progenitor from the Deep Places and all of the beings in his ken were laid low and utterly destroyed.

The Ancients, known as Gods to mortals, therefore sought a successor. It was known that the Progenitor had many offspring, begat by mortal consorts, who retained sufficient divinity to stand for Induction. But, not all agreed, for some were offended by the obscene co-mingling of Essences, crude flesh, and the rank perversity of the Progenitor’s dalliances. For this reason, a game was proposed for the offspring to prove themselves worthy.

So it was made to be that messengers were sent to the Dark and Light Places to summon the pretenders to Rokkur. There, they would throw down their brothers and sisters in the arenas to win the favor of the Ancients and ascend to their ranks.

This is their story.

## THE BASICS

Demigod is a game in which players choose a Demigod and help that Demigod ascend by collecting favor points. Favor points are earned by battling other Demigods in a series of arenas.

A given battle will have different objectives depending on the game mode. Conquest, for instance, involves your Demigod and his allies destroying the enemy’s Citadel. By contrast, Slaughter, involves slaying being the first team to

slay a certain number of Demigods.

Victory in the arena involves using the item shop to purchase equipment for your Demigod, killing other Demigods and their minions to earn gold, controlling flags which increase your war score rate and provide special powers, and upgrading your Citadel to give your team more capabilities.

A typical battle in Demigod will be short. It's fast-paced, action-packed, and puts your strategic and tactical knowledge to the test.

## **GETTING STARTED**

You have been chosen to compete in the Arenas of Rokkur in a contest against your rivals to ascend from the mortal places into the Pantheon of the Gods. You shall battle alone and on teams of convenience with and against your fellow Demigods. These Demigods have come from different realms, different worlds, and different planes of existence to win the favor of the Gods and ascend to Godhood.

Each victory in an arena provides you with favor points that you can use to move closer to ascension, drive an opponent further from ascension, or acquire special items to aid you in future battles.

## **INSTALLATION & UPDATING**

Installation requires approximately 3 gigabytes of disk space on your hard disk drive.

When you try to play on the Internet, Demigod will check to see if you have the latest version. If a newer version is available, you will be prompted to open Impulse to retrieve the latest update. Impulse will allow you to update to the latest version as well as re-download the entire game should you lose the DVD in the future. You will need your game's DVD key to register the game to your Impulse account.

## GAME CONTROLS

In Demigod, the only unit you directly control is your Demigod. If you are a General and summon units, you can control those units as well. But, for the most part, your focus is on your Demigod.

In terms of controls, you can customize nearly any control from the Options screen:



## CONTROL HIGHLIGHTS

Command (default)	Action
Left Mouse Button	Select your Demigod or its minion.
Right Mouse Button	Command your Demigod or its minion to the target location.
Middle Mouse Button	Hold the middle mouse button down to grab the map and move it.
Space Bar	Hold the space bar down while moving the mouse to control camera view.
T	Track player. This will center the camera on your Demigod while it moves.

## CHATTING

To chat with other players, hit ENTER to send a message to your allies and Shift-Enter to chat to everyone.

## GAME TYPES

The Gods have arranged a number of different types of contests to take place in the arena. In all cases, destroying the opponent's Citadel will win the game. The types of contests are:

- Conquest. Destroy the enemy's Citadel to win.
- Dominate. Control the flags for a certain amount of time for victory.
- Slaughter. Attain victory by killing a set number of enemy Demigods.
- Fortress. Destroy your opponent's fortresses to attain victory.

## THE ARENA

The Arenas of Rokkur do not exist in the mortal realm. They are a manifestation of the Ancients with the sole purpose of helping prove which Demigod is the worthy to ascend. This means that while Demigods can die in Rokkur, it is not permanent so long as they die in the Arena. Similarly, the items, weapons, armor and other tangible constructs only exist within the Arena in spiritual form. Thus, Demigods who recognize this can stack different types of items together that could not be in the mortal world.

## THE CITADEL

One of the key elements needed for victory is upgrading your Citadel. Which Citadel upgrades you can access is based on your war score. Your war score increases over time at a rate based on how many flags you control. Each Citadel upgrade costs gold to purchase which is earned through killing enemy units and Demigods.




## THE ITEM SHOP

When a Demigod is near the item shop, the user can right-click on it to purchase items to enhance their Demigod. These items provide additional powers, stat bonuses, and consumables.

The item shop is navigated using the tabs on the left of the window to choose between potions, armor, helmets, boots, and trinkets.

If the Demigod is a General, an additional tab with a star icon will appear allowing the player to purchase scrolls to summon minions.




## THE HEALTH CRYSTAL

Near the Citadel is the health crystal. When a friendly Demigod stands near it, its health and mana will quickly rejuvenate making them ready to go back to combat.

## FLAGS

Flags are scattered across the arena are several different kinds of flags. Controlling flags is absolutely crucial to victory. Control of flags earns your team war points which provide access to better types of reinforcements, upgrades and more. The types of flags are:


1. Flag of Brilliance. Controlling this flag greatly increases the mana pool for everyone on your team.
2. Flag of Celerity. Controlling this flag will result in spells having much shorter cool-down times for your team.
3. Flag of Experience. Controlling this flag will result in your team gaining experience at a substantially greater rate.



4. Flag of Fortitude. Controlling this flag greatly increases the hit points for all Demigods on your team.
5. Flag of Valor. Controlling this flag greatly increases the strength of your reinforcements (hit points, attack, defense, etc.).

## ARTIFACT SHOPS

The most powerful (and expensive) items in Demigod are located in artifact shops. Unlike the item shop, only the player who controls the artifact shop can make use of it.




## FORTRESSES

Near your Citadel are typically a number of fortresses which guard the entrance to your Citadel. Fortresses are very tough structures that serve as your last line of defense. The game mode "Fortress" involves destroying the fortresses for victory.

## TOWERS

Across the arena there are towers of light and darkness that provide significant early battle protection against reinforcements, minions, and even Demigods. Do not underestimate the power of towers.



## PORTALS

Reinforcements arrive through portals. It is important to note that these reinforcements are allies and not truly yours. They have minds of their own and their own agendas and cannot be controlled.



Whether the reinforcements that emerge from a portal are your allies or not depends on who controls the portal. If you capture an enemy portal, you gain not just a strategic advantage on your opponent but an experience advantage while it is under your control. Your team will receive experience each time a unit appears through the portal.

## YOUR DEMIGOD

### ASSASSINS & GENERALS

There are two categories of Demigods in the world - Assassins and Generals. Assassins are immensely powerful beings in their own right who can deal and take vast amounts of damage. By contrast, Generals gain their strength by being able to lead troops called minions. These minions can be summoned through scrolls purchased at the item shop or through skills unique to each Demigod General.



## **ATTRIBUTES OF A DEMIGOD**

You will be asked to choose a Demigod to play as. Each Demigod has their own strengths and weaknesses. The attributes of each Demigod are:

- Gold. Earned by killing opponents as well as from gold mines your team has captured.
- Hit points. The amount of damage you can receive before dying.
- Mana. The amount of magic you currently have to cast spells.
- Experience. Earned by killing opponents and used to increase your Demigod's abilities.
- Armor. How resistant you are to taking damage.
- Weapon Damage. How much damage your weapon does to others by default.
- Attack Speed. How often your Demigod is able to use its weapon.
- Range. The number of meters away an opponent can be to be struck by your weapon.
- Movement speed. How many meters your Demigod can move in a second.

## **DEMIGOD SKILL TREES**

Each Demigod has its own skill tree. As experience is earned, Demigods will gain levels. These experience levels unlock new abilities that increase the overall power of the Demigod.

## **DEMIGOD ROLL CALL**

In the beginning, eight Demigods came forward. Others wait in the wings. For now, we will deal with the first eight.

## **UNCLEAN BEAST**

The Unclean Beast is a vile creature that is horrifically powerful. In battle, he has incredible melee attacks that do damage on contact and can weaken his opponents long after contact thanks to debilitating diseases he passes on.

## **REGULUS**

Regulus is a master with the crossbow. He is very effective at long-range attacks. He can also use mines to protect areas or to simply kill off masses of enemy units.

## **THE ROOK**

The slow-moving Rook carries a hammer that unleashes utter devastation on his enemies. Up close, he is unbeatable in brute force attack.

## **TORCHBEARER**

The Torchbearer is a powerful sorcerer who can bring down a rain of fire and ice on his enemies. Small in stature, many a foe has underestimated his power.

## **OAK**

The Oak is a mighty Paladin general. His strength is in protecting his minions and allies in battle but when pushed, he is quite an effective at melee combat.

## **QUEEN OF THORNS**

This powerful demon faerie can command nearly all living things and order them to do her bidding. She can summon powerful allies to aid her in battle.

## **SEDNA**

The kind and gentle Sedna specializes in aiding her friends in battle. In combat, her snow leopard, "Sila", is lethal in melee combat.

## **VAMPIRE LORD**

The aristocratic Vampire Lord is one of the most dangerous generals in arena. Skirmishes tend to result in him gaining an ever growing army of the undead.

## **FAVOR POINTS**

After each battle, the gods will award the Demigods with favor points. Favor points help your Demigod to ascend to Godhood and act as a currency to acquire persistent items.



Players win favor points for the following actions:

- Dying the least number of times
- Spending the most gold on Citadel upgrades
- Killing the most enemy Demigods
- Killing the most enemy units
- Doing the most total damage
- Capturing the most flags
- Assisting the most in killing other Demigods

## PART III: PLAYING THE GAME

Demigod game play is available both as a single player game and a multiplayer game. The single player game is split into skirmishes and the tournament.

Favor points earned or items purchase during single player game aren't available to you in multiplayer games and vice versa.

### SINGLE PLAYER

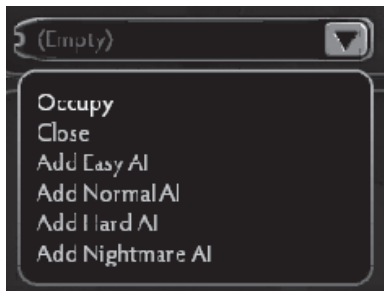
Demigod is designed to be played either against other people or with just computer players or a combination of both. In single player mode, the player can earn favor points that are stored on their computer. These favor points don't

translate into on-line play, but still allow players to play against a virtual series of competitors controlled by the computer.

## SKIRMISH

Skirmish allows players play against the computer. The user is taken to the lobby and can then set computer players to play against at different difficulty levels.

- Easy AI. At "easy" the computer players receive fewer hit points and less gold than the human player.
- Normal AI. At Normal, the computer players have the same hit points but get slightly less gold from gold mines than human players.
- Hard AI. At hard, the computer players receive the same gold and same HP as their human opponents.
- Nightmare AI. At nightmare level, the computer players get a lot more gold and slightly more HP than humans do.



## TOURNAMENT

In the single player Tournament, players choose a particular Demigod and play as that Demigod in a series of battles to win the most favor points. Players choose their difficulty level and then do battle against computer-controlled Demigods who have the same objective.



At the end of the series of matches, the player with the most favor points ascends to Godhood.

## **MULTIPLAYER**

Multiplayer users play against other people on-line. To play over the Internet, you will need to have registered your game with Impulse in order to create your persistent online account in which your favor points and scores are stored for future use.

Demigod is a peer-to-peer game (as opposed to client/server) in order to reduce latency. However, what this does mean is that all players must connect to each other in order for on-line play to take place. See Troubleshooting for more details.

## **CUSTOM GAME**

Players can get together online to play together in custom games. It works almost identically to single player skirmish except other players can join in from the Internet.

## **SKIRMISH**

With Skirmish, the player presses the Skirmish button and the game evaluates a number of factors for finding a good match for the player. Everything is handled automatically and the player shows up in an arena with allies and enemies. Skirmish games keep track of wins and losses and other data in order to help the player match against players of similar skills and preferences.

## **PANTHEON**

The Pantheon is a persistent on-line universe in which players choose a faction and a Demigod and then compete for favor points in order to help their faction ascend.

## **LAN GAMES**

Players can also play on their local area network (LAN). Demigod has no restriction on licensed copies on the LAN so go ahead and have fun!

## **WALKTHROUGH**

Let's face it, the two most annoying ways to learn how to play a game are the user manual and an in-game tutorial. Anyone who has ever introduced a group of friends to a strategy game has probably not told them to take a scholarly review of the manual or had them play through some hackneyed in-game tutorial mission.

This section will simply walk you through how to play the game as quickly and painlessly as possible...

## **QUICK EXPLANATION - HOW TO PLAY DEMIGOD**

You are a Demigod which means you are super tough. You and the other Demigods on your team have the goal to wipe out enemy Demigods and destroy their stuff.

To aid you in your quest of destruction, there are portals scattered on the map in which grunts appear every so often.

Your Demigod becomes tougher by going up in level which is done by killing enemy grunts, Demigods, and capturing flags. When you go up a level, a glowing, pulsating + button will appear. In general, if you see glowing, pulsating things in the game, you should click on them. From the skill screen you can choose a new skill for your Demigod from the list of available ones.

Besides experience, gold is your other major resource which is earned from gold mines and killing things. You can use this gold to purchase items in the item shop. Note the set of tabs on the left side of item dialog that lets you choose different types of items.

Lastly, your Citadel is the heart of your team's strength. Like the item shop, your Demigod can visit it and spend gold to upgrade it. Upgrading the Citadel is your key to victory as it gives your side access to more powerful grunts, better defenses, more experience, and much more.

What makes Citadel upgrades available is your war rank which increases as you gain war points. You gain war points by controlling flags on the map. The more

flags you control, the faster your war rank will increase.

The controls for your Demigod are (by default):

- Right mouse button to send your Demigod to a particular place
- Left mouse button to select something (when you activate a skill, the left mouse button is how you set the target).
- The scroll wheel will let you zoom in and out on the map.
- Holding down the space bar while moving the mouse will allow you to control the camera.
- Your skills and items can be selected with the left mouse button or by pressing the keyboard short-cut that appears at the bottom of the item (such as 1, 2, 3, and 4 for skills).
- The Tab key will bring up the score.
- The Enter key lets you chat with allies.
- Shift-Enter lets you chat with everyone.

Visit <http://www.demigodthegame.com> to check out in-game videos from players and to participate in the Demigod community.

## **TROUBLESHOOTING**

So you've bought your game, brought it home, installed it and something isn't working right? Didn't those losers test this game? Why can't those greedy game developers insist on shipping games that aren't done? Just because game developers are chick magnets doesn't give them the right to ship this kind of junk! Right?

In reality, there are really three types of problems that 99% of users run into. There are video card issues, networking issues, and genuine bugs that weren't found by testing.

### **VIDEO CARD RELATED ISSUES**

If the game is running too slow for you, there are 3 ways to cure it:

Get the latest version of your video drivers!

First, you can make sure you have the latest video card drivers. Before you assume you do, check again. During our beta testing with real world players, we

lost a lot of time due to technical users assuming they had the latest version of their drivers just because their drivers are only a month old. Often times, a new game comes out and a bug in a driver is found and fixed.

Turn down the video settings



Turning the Fidelity down to low, lowering the shadow fidelity, and turning off anti-aliasing are keys to getting better performance.

Can you get a better video card?

Demigod doesn't require high end video cards to run. But it does require a video card that supports Pixel Shader 3 which is a techie term for non-ancient video cards or super low end video cards. Pretty much any \$40 video card will do the trick.

Learning about your computer

If you click on the Start button and hit Run and type dxdiag it will bring up a program that will tell you a lot about your computer. If none of this worked, check your sound drivers too and see if you can update them.

Still stumped?

You paid hard earned money for this game. You don't care how glamorous the life of a game developer is. You want your game to work NOW!

First, make sure you have the latest version of the game. New versions of games

often remove lines of code like this:

```
pCrashOnBillJohnsonOfVirgina->(TRUE);
```

Sometimes, games ship with lots of these. But if we haven't found your particular line of code in the game then contact support.

If support can't help you solve your technical issue, you can return the game directly to Stardock for a full refund. We don't care where you bought it, provided that it was at retail in North America or online directly from Stardock. It could be direct from Stardock to a user in Germany or a retail store in Boyne City Michigan (just kidding, nobody actually lives in northern Michigan). Just include your receipt with a print out of the return authorization code that support gave you (support will need your unique serial number that hasn't been used before) and we'll refund that amount.

## **CONNECTIVITY**

Separate from technical issues there is network connectivity. That is, the ability actually get multiplayer games going.

Because Demigod relies heavily on low latency, it is a peer-to-peer game. That means, all players have to be able to connect to one another. This is different from a client/server game (like Sins of a Solar Empire or Team Fortress 2) where you are fine as long as you connect to the host/server.

Demigod introduces a new technology called Impulse Reactor. Amongst its many capabilities is the ability to seamlessly connect multiple users without those users having to open up ports manually on their router.

Unfortunately, there are many types of routers and many types of firewalls out there, some of which are difficult to go through.

Here are things you can do to increase the speed and reliability of Demigod connectivity:

1. Open up ports 6100 to 6200 on your router if you can.
2. Disable (temporarily) any anti-virus programs you're running. Some of these are designed to block what Demigod is trying to do.
3. Disable (temporarily) any firewalls on your computer or router.
4. Demigod uses UDP based networking (as opposed to TCP). Make sure UDP traffic isn't getting blocked.

If that doesn't help, visit us on the Forums where we have applets and people who might be able to help.

### **CONTACTING STARDOCK**

- By email: [support@stardock.com](mailto:support@stardock.com)
- Forums: <http://forums.demigodthegame.com/>
- Mailing address:

Stardock  
15090 Beck Rd.  
Plymouth MI 48170

# CREDITS

## GAS POWERED GAMES

### CREATIVE DIRECTOR

Chris Taylor

### EXECUTIVE PRODUCER

Bartosz Kijanka

### LEAD DESIGNER

Mike Marr

### DESIGNERS

Eric Williamson

Shana Markham

Jessica Snook

### WRITING

Nate Simpson

Steve Baumann

Drew Staltman

### LEAD ENGINEER

Patrick Meade

### SYSTEMS ENGINEERING

Brian Bander

Bruce Shtelmakher

Andres Mendez

Forrest Smith

### GAMEPLAY ENGINEERING LEAD

Drew Staltman

## **GAMEPLAY ENGINEERING**

Jessica Snook

## **GRAPHICS ENGINEERING**

Ivan Rumsey

Mike Biddlecombe

James Loe

## **VISUAL EFFECT LEAD**

Gordon Duclos

## **VISUAL EFFECTS**

Matt Vainio

Aaron Lundquist

## **UI SCRIPTING**

Caryn Law

## **TOOLS ENGINEERING**

Ivan Rumsey

Andres Mendez

## **ADDITIONAL ENGINEERING**

Gordon Duclos

Shana Markham

## **ART LEAD**

Nate Simpson

## **TECHNICAL ART LEAD**

Matt Dudley

## **CHARACTER ART LEAD**

Tim Cox

## **CHARACTER ART**

Matt Dudley

## **ENVIRONMENT ART LEAD**

Ian Walker

## **ENVIRONMENT ART**

Audrey Cox

Matt Dudley

## **ANIMATION LEAD**

Steve Thompson

## **ANIMATION**

Aung Zaw Oo

## **UI**

Caryn Law

Steve Snoey

Nate Simpson

Steve Thompson

## **CONCEPT ART**

Nate Simpson

Steve Snoey

Matt Dudley

## **FM**

Steve Thompson

## **SOUND DESIGN**

Frank Bry  
Howard Mostrom

## **MUSIC**

Howard Mostrom

## **VOICE EDITING**

Mark Trutanich

## **VOICE**

Bad Animals  
Mike McAuliffe  
Sam Gray  
Wendi Wills

## **SHAKER GUY**

Brad "Frogboy" Wardell

## **COW BELL GUY**

Chris "Tastes like chicken" Taylor

## **ASSOCIATE PRODUCTION**

Bert Bingham  
Damian Smolko

## **TESTING**

Damian Smolko  
Chris Daroza  
David Kirwan

## **PRE-PRODUCTION TEAM**

John Comes  
Bob Berry

Ivan Rumsey  
William Howe-Lott  
Drew Staltman  
Jessica Snook  
Gordon Duclos  
Matt Vainio  
Steve Snoey  
Matt Dudley  
Christian Liliedahl  
Aung Zaw Oo  
Caryn Law  
Bob Berry  
Marc Scattergood  
William Harms

## **CEO**

Chris Taylor

## **PRESIDENT**

Jacob McMahon

## **VP OF ENGINEERING**

Bartosz Kijanka

## **STUDIO ART MANAGER**

Mike Swanson

## **IT MANAGER**

Greg Stout

## **SYSTEMS ADMINISTRATOR**

Kevin Folks

## **TOOLS ENGINEERING**

Marshall Macy II

## **EXECUTIVE ASSISTANT**

Dionne Roselli

Julie Brockett

## **EXECUTIVE ASSISTANT**

Dionne Roselli

## **PARTNERS**

Raknet

AMD

RAD Tools

Firelight Technologies

## **STARDOCK**

## **EXECUTIVE PRODUCER**

Brad "Frogboy" Wardell

## **PROJECT MANAGER**

Brian "Yarlen" Clair

## **COMMON VIRTUAL PLATFORM LEAD**

Cari "Fists of death" Begle

## **IMPULSE REACTOR LEAD**

Jeff Bargmann

## **IMPULSE REACTOR ENGINEERING**

Jesse Brindle

Trent Polack

## **PANTHEON LEAD DEVELOPER**

Pat "Brad made me do it" Ford

## **PANTHEON DEVELOPMENT**

Bara Kathawa

Matt Lucas

## **BIZ**

Phil Madis

Kim Kolaz

Kristen White

Angela Marshall

Larry Kuperman

## **USER MANUAL**

Brad Wardell

## **MARKETING & PR**

Alexandra Miseta

Stephanie Schopp

Spencer Scott

## **ART & DESIGN**

Jillian Santos

Johanne Courtright

Paul Boyer

## **TECHNICAL AND QA LEAD**

Kris Kwilas

## **QUALITY ASSURANCE**

Mike "Zoomba" Crassweller

Jeff Sanders

Curtis Hendzell

Chris Williams

## **PLAY TESTING**

Alex Wardell

Aurel "TheBigOne" Wunsch

Chaz Londeck

Dario "TheLittleOne" Wunsch

Ryan Wardell

George Blankenbaker

Josh Harris

Jake Harris

## **RAKNET LEAD**

Kevin Jenkins

## **SPECIAL THANKS TO**

Robert Glen "Iprometheus" Shirley

Ghislain "Wagnard" Harvey

Fredrik "Sevenix" Persson

Gary "HorseRadish" Radish

## **LICENSED TECHNOLOGY**

Bink © 1991-2009 by RAD Game Tools, Inc.

FMOD Sound System by Firelight Technologies.

# TECHNICAL SUPPORT

**Email:** [support@stardock.com](mailto:support@stardock.com)

**Forums:** <http://forums.stardock.com/?forumid=402>

**Website:** <http://www.demigodthegame.com>

## COMMON PROBLEMS:

### STABILITY, PERFORMANCE & GRAPHICS

MAKE SURE YOUR VIDEO DRIVERS ARE UP-TO-DATE.

If your video drivers are more than two years old, you will almost certainly have trouble running this game.

If you encounter poor performance or crashing, try turning down the in-game video options. Turning off anti-aliasing and reducing screen resolution can both help with performance. Stability problems can best be solved by turning down the texture quality.

## OBTAINING UPDATES

You can use Stardock's Impulse to obtain updates. An Internet connection and your serial number are required to validate your purchase. If you don't have access to the Internet on your PC, you can follow the on-screen instructions on how to apply updates manually from an Internet-connected system.

## LAST MINUTE CHANGES AND INFORMATION

Some game dynamics and additional troubleshooting information can be found in the readme file. You can find this in your Demigod installation directory.

# LICENSE

**Important:** Read this before using your copy of Stardock Entertainment, Inc.'s and Gas Powered Games Corporations' Demigod.

## End User License Agreement

This user license agreement (the AGREEMENT) is an agreement between you (individual or single entity) and Stardock Entertainment, Inc.(Stardock) for the Demigod program (the SOFTWARE) that is accompanying this AGREEMENT.

The SOFTWARE is the property of Stardock Entertainment, Inc. and Gas Powered Games Corporation and is protected by copyright laws and international copyright treaties. The SOFTWARE is not sold, it is licensed.

**LICENSED VERSION** The LICENSED VERSION means a Registered Version (using your personal serial/ registration number) or an original fully working version of the SOFTWARE. If you accept the terms and conditions of this AGREEMENT, you have certain rights and obligations as follow:

### YOU MAY:

1. Install and use one copy of the SOFTWARE on a single computer.
2. Install a second copy of the SOFTWARE on a second computer only if you are the main user of this computer (home computer or laptop for example).
3. Install the SOFTWARE on another computer only if you change your main workstation. In such a case you must uninstall the software from the old computer.
4. Use the SOFTWARE via a network, only if you have purchased an adequate number of licenses. The number of users must not exceed the number of licenses you have purchased.
5. Make a copy of the SOFTWARE for archival purposes only.
6. Create "mods" based on the documented functions of the SOFTWARE to customize it and upload those "mods" to [www.demigodthegame.com](http://www.demigodthegame.com).

### YOU MAY NOT:

1. Copy and distribute the SOFTWARE or any portion of it except as expressly provided in this Agreement.
2. Sublicense, rent, lease or transfer your personal serial number without express written consent from Stardock.
3. Sublicense, rent or lease the SOFTWARE or any portion of it.
4. Decompile, disassemble, reverse engineer or modify the SOFTWARE or any portion of it, or make any attempt to bypass, unlock, or disable any protective or initialization system on the SOFTWARE.
5. Copy the documentation accompanying the SOFTWARE.
6. Upload or transmit the SOFTWARE, or any portion thereof, to any electronic bulletin board, network, or other type of multi-use computer system regardless of purpose (except as provided for above for "mods").
7. Include the SOFTWARE in any commercial products intended for manufacture, distribution, or sale.
8. Include "mods" in any commercial products intended for manufacture, distribution, or sale.

#### ACTIVATION FOR UPDATES

Updated versions of the SOFTWARE made available after the release will require Internet access to activate the update. Alternatively, users may send an email with a special code to be sent back the file needed to activate the Registered Version on a machine without direct Internet access. Please see <http://www.stardock.com/StardockActivationInfo.asp> for more information. Updates can be obtained from the Stardock Impulse program bundled with the SOFTWARE.

#### WARRANTY DISCLAIMER

The SOFTWARE is supplied "AS IS". Stardock disclaims all warranties, expressed or implied, including, without limitation, the warranties of merchantability and of fitness for any purpose. The user must assume the entire risk of using this SOFTWARE.

**DISCLAIMER OF DAMAGES** Stardock Entertainment, Inc. assumes no liability for damages, direct or consequential, which may result from the use of this SOFTWARE, even if Stardock Entertainment, Inc. have been advised of the possibility of such damages. Any liability will be limited to refund of the purchase price.

**TERM** This license is effective from your date of purchase and shall remain in force until terminated. You may terminate the license and this agreement at any time by destroying the SOFTWARE and its documentation, together with all copies in any form.

**COPYRIGHT NOTICE** The Company and/or our Licensors hold valid copyright in the Software. Nothing in this Agreement constitutes a waiver of any rights under U.S. Copyright law or any other federal, state or international law.

**ACKNOWLEDGMENT:** YOU ACKNOWLEDGE THAT YOU HAVE READ THIS AGREEMENT, UNDERSTAND IT AND AGREE TO BE BOUND BY ITS TERMS AND CONDITIONS. YOU ALSO AGREE THAT THIS AGREEMENT IS THE COMPLETE AND EXCLUSIVE STATEMENT OF THE AGREEMENT BETWEEN YOU AND THE COMPANY AND SUPERCEDES ALL PROPOSALS OR PRIOR ENDORSEMENTS, ORAL OR WRITTEN, AND ANY OTHER COMMUNICATIONS BETWEEN YOU AND THE COMPANY OR ANY REPRESENTATIVE OF THE COMPANY RELATING TO THE SUBJECT MATTER OF THIS AGREEMENT.

**PUBLISHED BY:  
STARDOCK ENTERTAINMENT, INC.**

15090 N Beck Road  
Plymouth, MI  
48170 USA

**<http://www.stardock.com>**

**DEVELOPED BY:  
GAS POWERED GAMES CORPORATION**

5000 148th Ave NE  
#200# Redmond, WA  
98052-5135 USA

**<http://www.gaspowered.com>**

Copyright 2009 Gas Powered Games Corp. All rights reserved. Gas Powered Games and Demigod are the exclusive trademarks of Gas Powered Games Corp. Impulse © Stardock Corporation. Published under license by Stardock Entertainment. All other trademarks and copyrights are the properties of their respective owners.

All trademarked names mentioned in this document and SOFTWARE are used for editorial purposes only, with no intention of infringing upon the trademarks. No part of this publication may be reproduced without written permission from Stardock Entertainment, Inc. All rights reserved.